

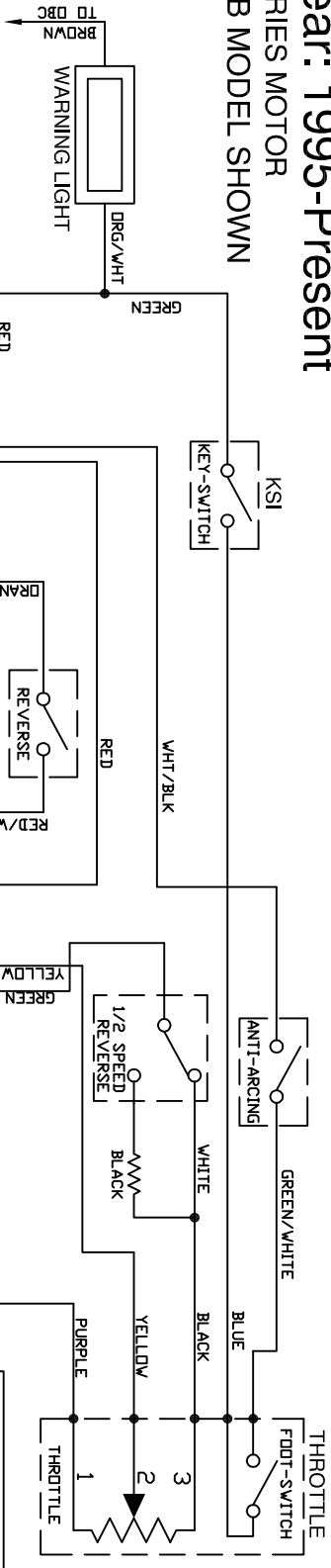
# SPM/SPB to CLUB CAR DS

## Year: 1995-Present

### SERIES MOTOR

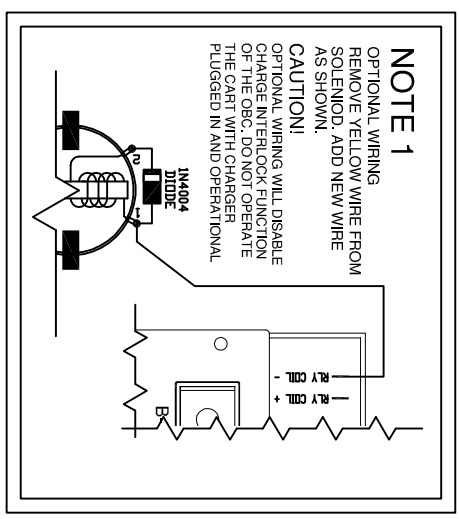
### SPB MODEL SHOWN

PART NO. DOC110-002

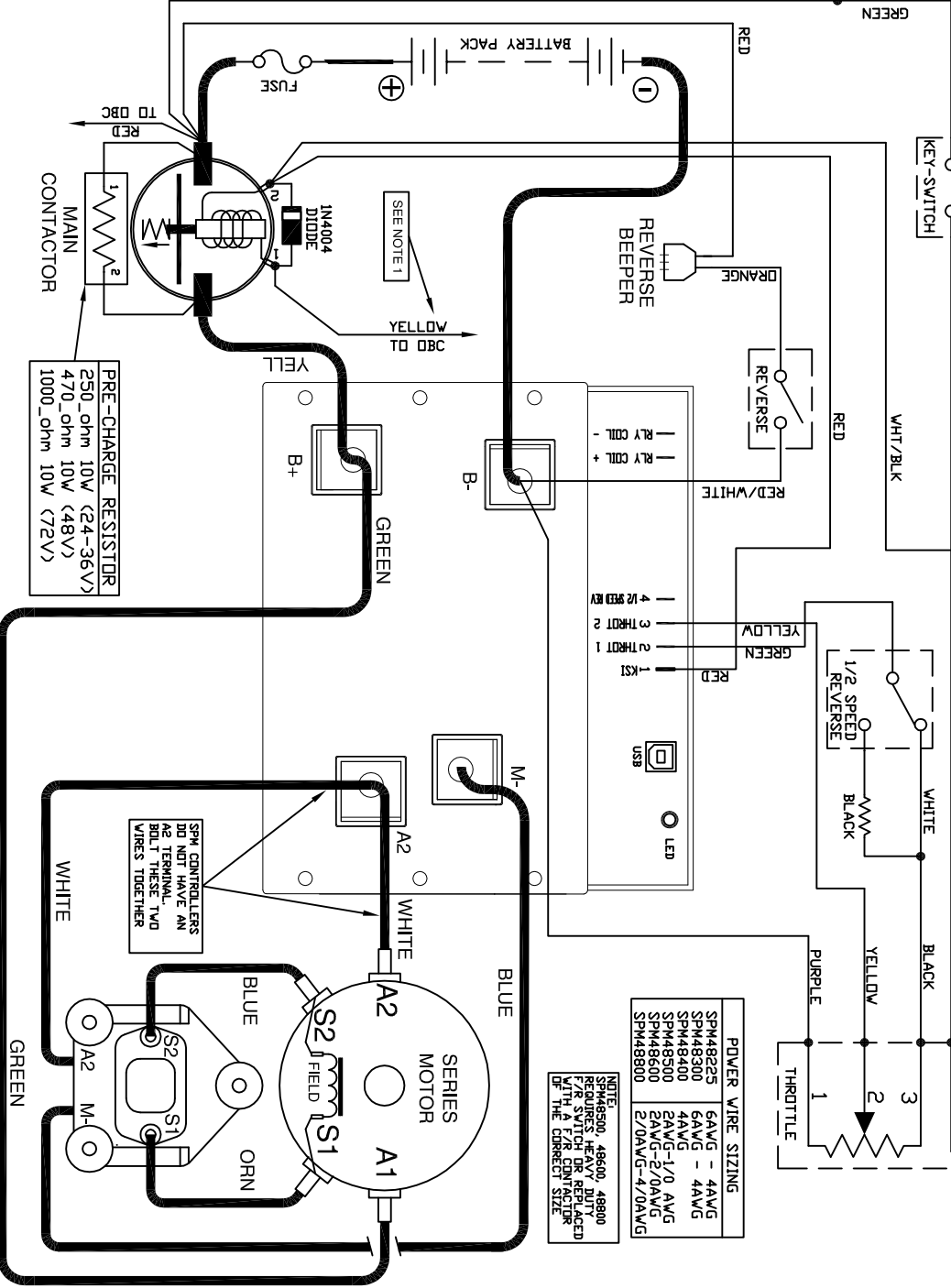


POWER WIRE SIZING
SPM48825 6AVG - 44AVG
SPM48830 6AVG - 44AVG
SPM48840 4AVG
SPM48850 2AVG-1/0 AVG
SPM48600 2AVG-2/0AVG
SPM48800 2/0AVG-4/0AVG

NOTE: SPM48830, 48600, 48800 FUSE SWITCH OR BE REPLACED WITH A F/R CONDUCTOR WITH THE CORRECT SIZE.



**NOTE 1**  
 OPTIONAL WIRING REMOVE YELLOW WIRE FROM SOLENOID. ADD NEW WIRE AS SHOWN.  
**CAUTION!**  
 OPTIONAL WIRING WILL DISABLE CHARGE INTERLOCK FUNCTION OF THE OBC. DO NOT OPERATE THE CART WITH CHARGER PLUGGED IN AND OPERATIONAL



PRE-CHARGE RESISTOR
250_ohm 10W (24-36V)
470_ohm 10W (48V)
1000_ohm 10W (72V)

TAB	FUNCTION
1	KSI VOLTAGE
2	THROTTLE
3	THROTTLE
4	1/2 SPEED REVERSE
B+	BATTERY POSITIVE
B-	BATTERY NEGATIVE
M-	MOTOR MINUS

**NOTES:**

- \* FUSES REQUIRED FOR ALL INSTALLATIONS
- \* DIODE REQUIRED ACROSS COILS / RELAYS
- \* PRE-CHARGE RESISTOR REQUIRED
- > ASSUMES FOOTSWITCH IS OPEN WHEN THROTTLE OFF
- > ALLTRAX RESERVES THE RIGHT TO CHANGE DOCUMENTATION WITHOUT NOTICE
- > ALLTRAX MAKES NO WARRANTY AS TO THE ACCURACY, SUFFICIENCY, OR SUITABILITY OF ANY TECHNICAL OR OTHER INFORMATION PROVIDED
- > SEE OPERATORS MANUAL FOR MORE INFORMATION

REVISIONS			
REV.	ECO.	DATE	APVD
B	032612	032712	RC
C	012513	012513	RC

DWG SCALE: 1:1

DRAWN R CSUK 11/22/10  
 ENGR D CROCKETT 11/22/10

PROPRIETARY  
 THIS TECHNICAL DRAWING IS THE PROPERTY OF ALLTRAX INC. IT IS TO BE USED FOR THE PURPOSES INDICATED AND IS NOT TO BE REPRODUCED, COPIED, OR DISCLOSED IN WHOLE OR PART WITHOUT WRITTEN PERMISSION OF ALLTRAX INC.

**ALLTRAX** 1111 Cheney Creek Rd,  
 Grants Pass, OR 97527  
 PHONE:(541) 476-3565

TITLE  
 SPM/SPB - CLUB CAR DS  
 Wiring Diagram

SIZE DOCUMENT NO.  
 S DOC110-002

REV. C