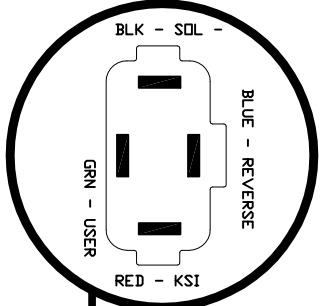
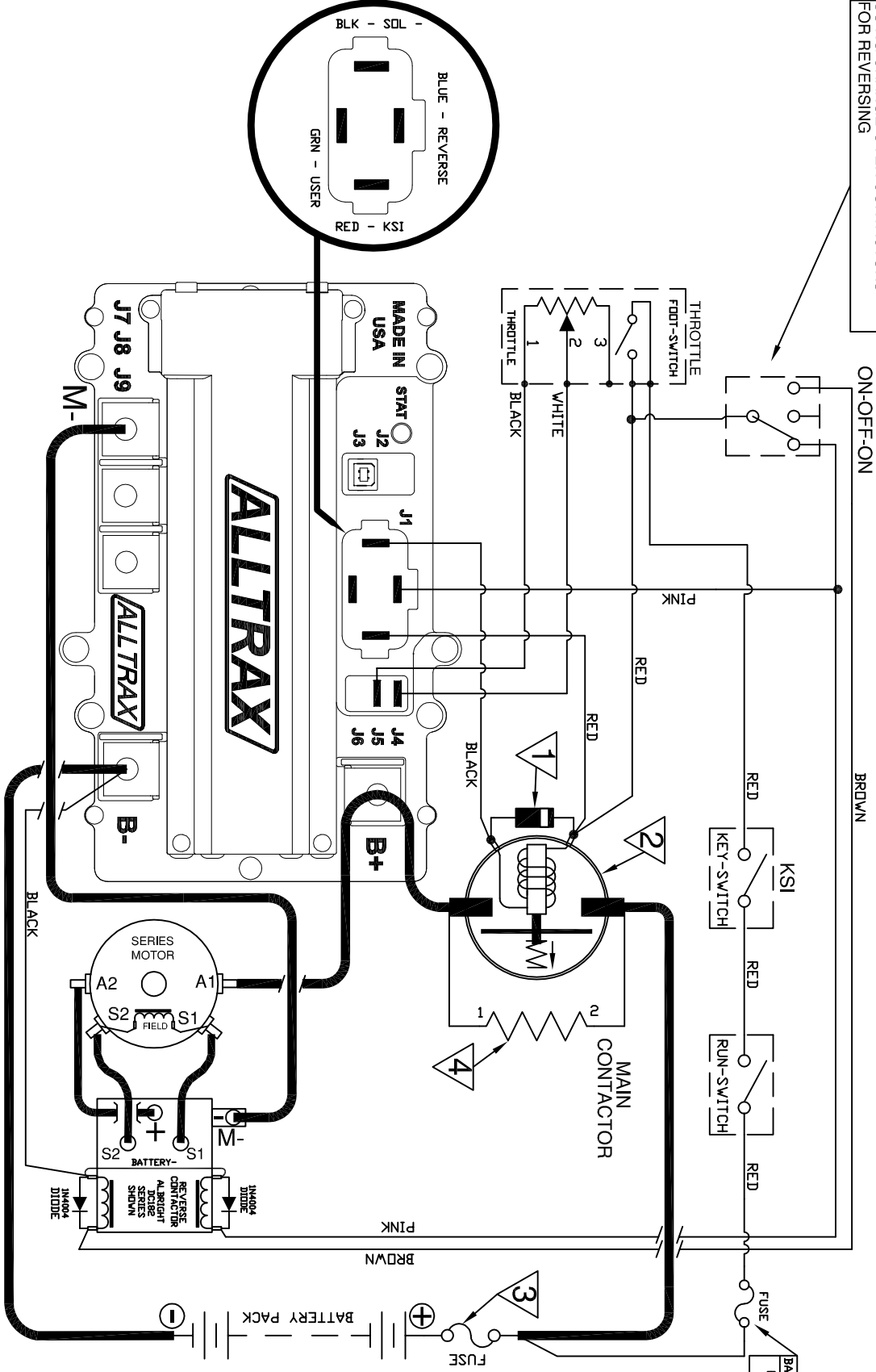


FAILURE TO USE AN ON-OFF-ON SWITCH  
 COULD DAMAGE THE CONTROLLER,  
 CONTACTOR AND/OR MOTOR WHEN  
 USING CHANGE-OVER CONTACTORS  
 FOR REVERSING

# SR - GENERIC SERIES WIRING WITH REVERSE



BATTERY VDC	12-48V	72V
FUSE VDC RATING	60V	100V

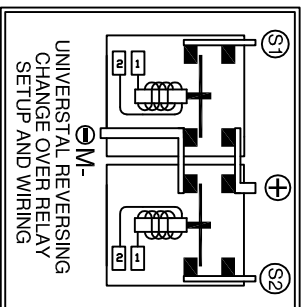
1	DIODE RATING	1N4001 1N5408 HR754	CONTACTOR RATING	DEM 200A 400A
---	--------------	---------------------------	------------------	---------------------

2	CONTACTOR RATING	DEM 200A 400A	CONTACTOR RATING	300A DR 300A DR 400A TD 500A
---	------------------	---------------------	------------------	---------------------------------------

3	FUSE RATING	ANN250 ANN400	CONTROLLER RATING	400A DR LESS 450A DR MORE
---	-------------	------------------	-------------------	------------------------------

4	VOLTAGE	36V 48V 72V	RESISTOR RATING	250 OHM 10W 470 OHM 10W 1000 OHM 10W
---	---------	-------------------	-----------------	--

POWER WIRE RATING	6AWG-4AWG 4AWG-2AWG 2AWG-1/0AWG	CONTROLLER RATING	300A 400A 500A
-------------------	---------------------------------------	-------------------	----------------------



DO NOT SCALE DRAWING

### NOTES:

- \* FUSES REQUIRED FOR ALL INSTALLATIONS
- \* DIODE REQUIRED ACROSS COILS / RELAYS
- \* KSI IS REQUIRED TO BE A SWITCHED INPUT, NOT RESISTIVE
- > ASSUMES FOOTSWITCH IS OPEN WHEN THROTTLE OFF
- > ALLTRAX RESERVES THE RIGHT TO CHANGE DOCUMENTATION WITHOUT NOTICE
- > ALLTRAX MAKES NO WARRANTY AS TO THE ACCURACY, SUFFICIENCY, OR SUITABILITY OF ANY TECHNICAL OR OTHER INFORMATION PROVIDED
- > SEE OPERATORS MANUAL FOR MORE INFORMATION

REVISIONS			
REV.	ECO.	DATE	APVD
A	040116	040116	RC
C	020617	020617	VH

DWG SCALE:	NTS	
DRAWN	R CSUK	040116
ENGR	D.Crockett	040116

**ALLTRAX** 1111 Cheney Creek Rd.  
 Grants Pass, OR 97527  
 PHONE:(541) 476-3565

TITLE  
 SR to Generic Series Reverse  
 Wiring Diagram

SIZE DOCUMENT NO.  
 A S DOC110-042

REV.  
 C

FILE: .DWG-SR-GENERIC-SERIES-REV-WIRE-04A SHEET 1 of 1